



MONTHLY STATISTICAL BULLETIN

July-2016



DIRECTORATE OF ECONOMICS & STATISTICS
GOVERNMENT OF ANDHRA PRADESH
HYDERABAD

PRICE STATISTICS – MONTHLY PRICE TRENDS

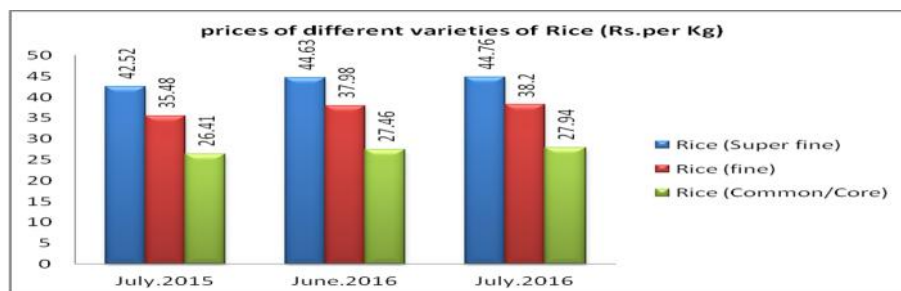
In the Present Monthly Statistical Bulletin, analysis of Rainfall, Daily/Weekly Retail Prices, CPI(IW) is being presented along with data on prices.

The following statistical information is collected by DE&S on daily/weekly/monthly/quarterly basis.

SI No	Subject	Source	Page No.
1	Rainfall	Agriculture Div.DE&S,A.P	
2	Price Trends	Prices Div. DE&S,A.P	1-5
3	Consumer Price Index Numbers for Industrial Workers of A.P& All India	Prices Div. DE&S,A.P Labour Bureau, Shimla	6,7
4	Consumer Price Index fo Rural/Urban/Combined	Central Statistical Organisation	8.9
5	Whole Sale Price Index	Advisor,Industries,Ministry of Commerce Economic and Industry,GOI	10
6	Monthly State average Retail Prices	Prices Div. DE&S,A.P	11
7	All India CPI&WPI food INflation	Labour Bureau, Shimla Advisor,Industries,Ministry of Commerce Economic and Industry,GOI	12

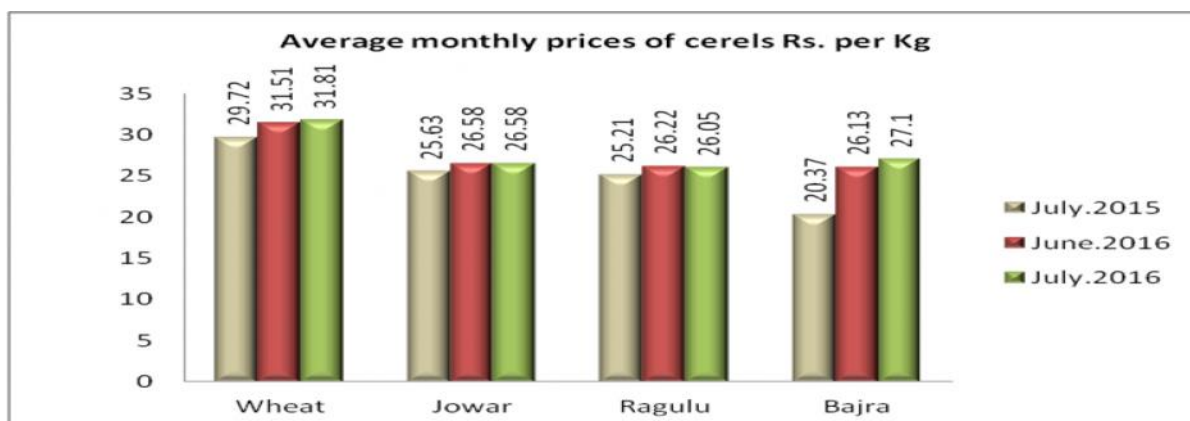
1.RICE (OPEN MARKET)

SI No	Name of the Commodity	UNIT	Price (in Rs)			Percentage variation	
			July.2015	June.2016	July.2016	Over month	Over year
1	Rice (Super fine)	Kg	42.52	44.63	44.76	0.29	5.27
2	Rice (fine)	Kg	35.48	37.98	38.20	0.58	7.67
3	Rice (Common/Core)	Kg	26.41	27.46	27.94	1.75	5.79



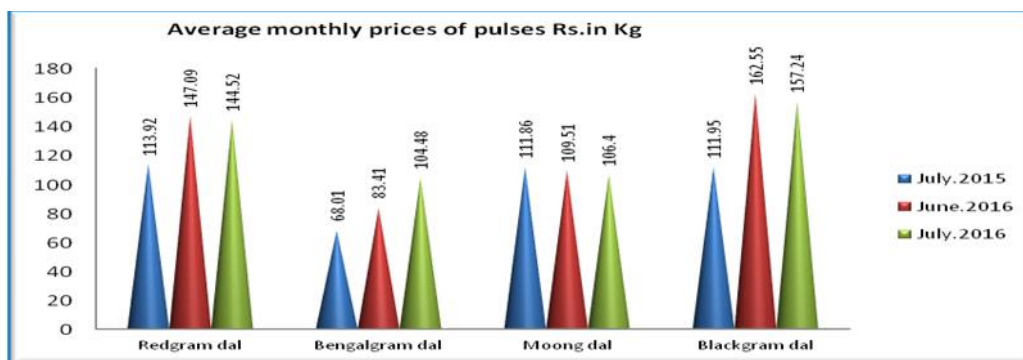
2.Cereals.

SI No	Name of the Commodity	UNIT	Price (in Rs)			Percentage variation	
			July.2015	June.2016	July.2016	Over month	Over year
1	Wheat	Kg	29.72	31.51	31.81	0.95	7.03
2	Jowar	Kg	25.63	26.58	26.58	0.00	3.71
3	Ragulu	Kg	25.21	26.22	26.05	-0.65	3.33
4	Bajra	Kg	20.37	26.13	27.10	3.71	33.04



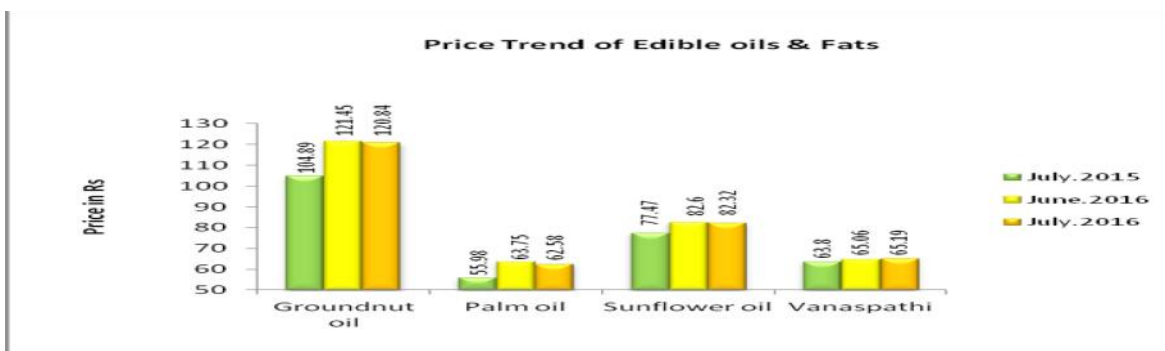
3.Pulses

SI No	Name of the Commodity	UNIT	Price (in Rs)			Percentage variation	
			July.2015	June.2016	July.2016	Over month	Over year
1	Redgram dal	Kg	113.92	147.09	144.52	-1.75	26.86
2	Bengalgram dal	Kg	68.01	83.41	104.48	25.26	53.62
3	Moong dal	Kg	111.86	109.51	106.40	-2.84	-4.88
4	Blackgram dal	Kg	111.95	162.55	157.24	-3.27	40.46



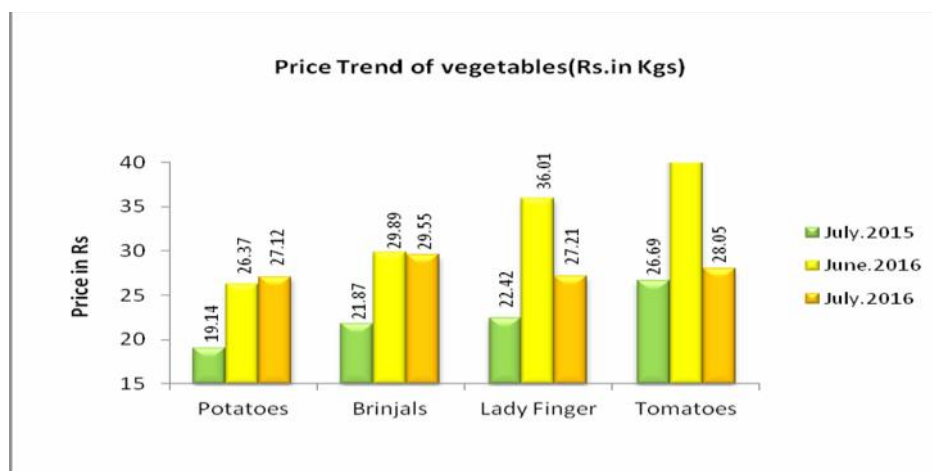
4.Edible Oils & Fats

SI No	Name of the Commodity	UNIT	Price (in Rs) in			Percentage variation	
			July.2015	June.2016	July.2016	Over month	Over year
1	Groundnut oil	Ltr	104.89	121.45	120.84	-0.50	15.21
2	Palm oil	Ltr	55.98	63.75	62.58	-1.84	11.79
3	Sunflower oil	Ltr	77.47	82.60	82.32	-0.34	6.26
4	Vanaspathi	Ltr	63.80	65.06	65.19	0.20	2.18



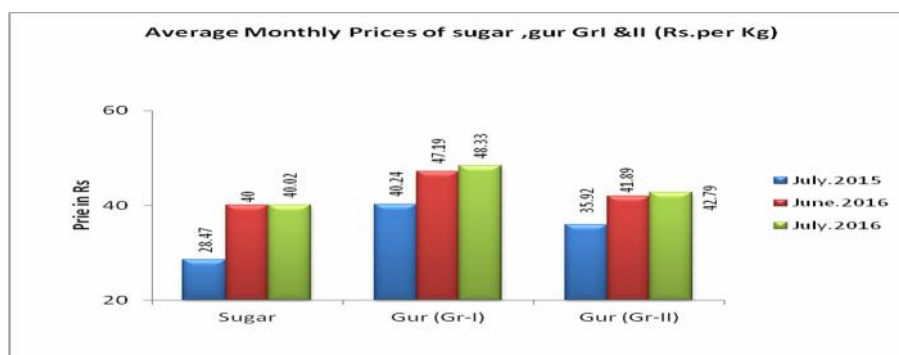
6.Vegetables

SI No	Name of the Commodity	UNIT	Price (in Rs) in			Percentage variation	
			July.2015	June.2016	July.2016	Over month	Over year
1	Potatoes	Kg	19.14	26.37	27.12	2.84	41.69
2	Brinjals	Kg	21.87	29.89	29.55	-1.14	35.12
3	Lady Finger	Kg	22.42	36.01	27.21	-24.44	21.36
4	Tomatoes	Kg	26.69	51.56	28.05	-45.60	5.10



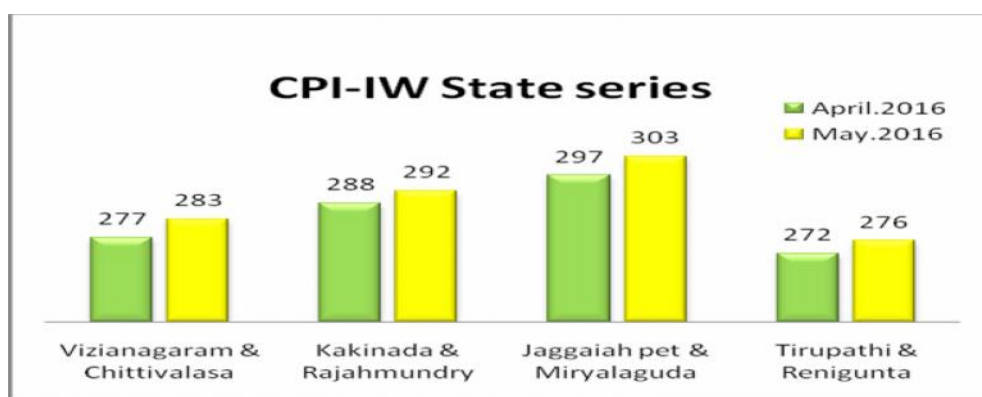
7.Other food items (Sugar, Gur)

SI No	Name of the Commodity	UNIT	Price (in Rs)			Percentage variation	
			July.2015	June.2016	July.2016	Over month	Over year
1	Sugar	Kg	28.47	40.00	40.02	0.05	40.57
2	Gur (Gr-I)	Kg	40.24	47.19	48.33	2.42	20.10
3	Gur (Gr-II)	Kg	35.92	41.89	42.79	2.15	19.13



II. Consumer Price Index Numbers
Center-Wise, Month wise indices of State Series

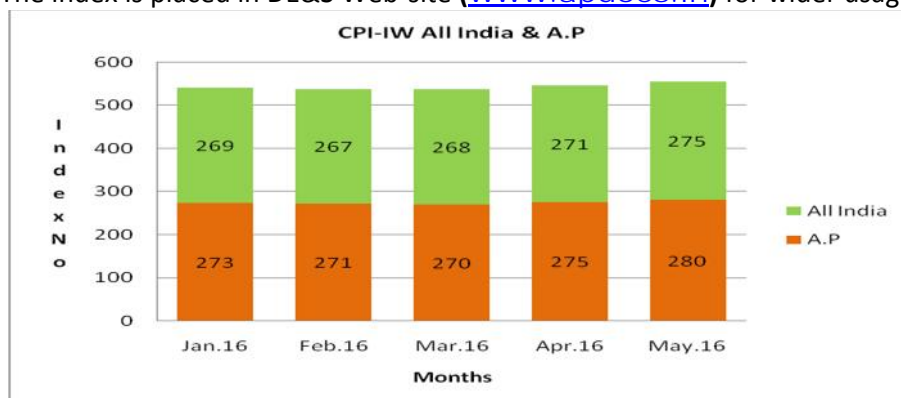
Sl. No	Name of the Centre	April.2016	May.2016	No of Points
1	Vizianagaram &	277	283	6
2.	Kakinada & Rajahmundry	288	292	4
3.	Jaggaiyah pet &	297	303	6
4.	Tirupathi & Renigunta	272	276	4
	AP (Wtd) Index	275	280	5



CPI-IW Of Andhra Pradesh and All India

Month	AP	ALL INDIA
Jan-16	273	269
Feb-16	271	267
Mar-16	270	268
Apr-16	275	271
May-16	280	275
June-16		277

The index is placed in DE&S Web-site (www.apdoes.in) for wider usage.



GENERAL INFLATION:-

Point to point Rate of Inflation in consumer Price Index(Base year 2001=100)

Month	Dec.15	Jan.16	Feb.16	Mar.16	Apr.16	May.16	June.16
Inflation Rate	6.32	5.91	5.53	5.51	5.86	6.59	6.13



FOOD INFLATION:

Point to point Rate of Inflation on food index in consumer Price Index(Base year 2001=100)

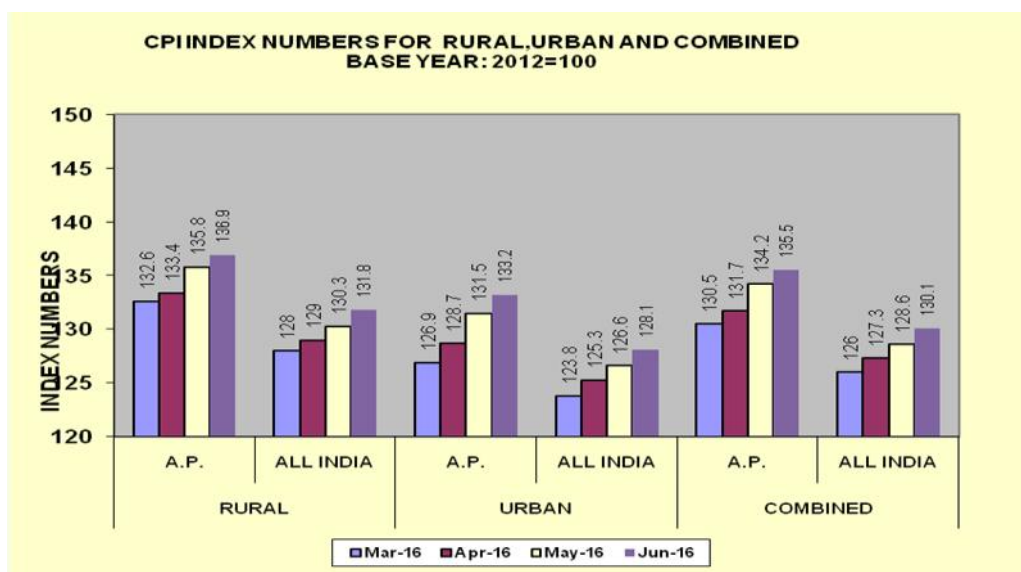
Month	Dec.15	Jan.16	Feb.16	Mar.16	Apr.16	May.16	June.16
Inflation Rate	7.94	7.61	6.18	6.16	7.55	8.48	8.33



Source: Labour bureau, Govt., of India, Shimla

CONSUMER PRICE INDEX NUMBERS FOR RURAL, URBAN AND COMBINED

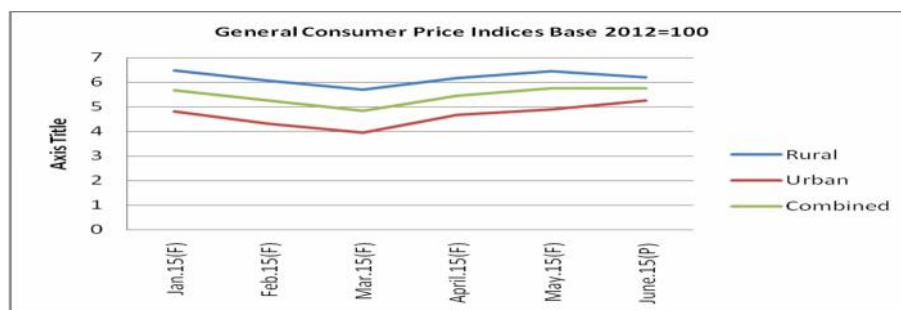
Index Type	Andhra Pradesh(Combined)				All India			
	Mar.15(F)	April.15(F)	May.15(F)	June.15(P)	Mar.15(F)	April.15(F)	May.15(F)	June.15(P)
RURAL	132.6	133.4	135.8	136.9	128.0	129.0	130.3	131.8
URBAN	126.9	128.7	131.5	133.2	123.8	125.3	126.6	128.1
COMBINED	130.5	131.7	134.2	135.5	126.0	127.3	128.6	130.1



INFLATION: Point to point annual inflation rate based on all India general CPI Combined, Rural, and Urban for **June.2016**:

Type	Jan.15(F)	Feb.15(F)	Mar.15(F)	April.15(F)	May.15(F)	June.15(P)
Rural	6.48	6.05	5.70	6.17	6.45	6.20
Urban	4.81	4.30	3.95	4.68	4.89	5.26
Combined	5.69	5.26	4.83	5.47	5.76	5.77

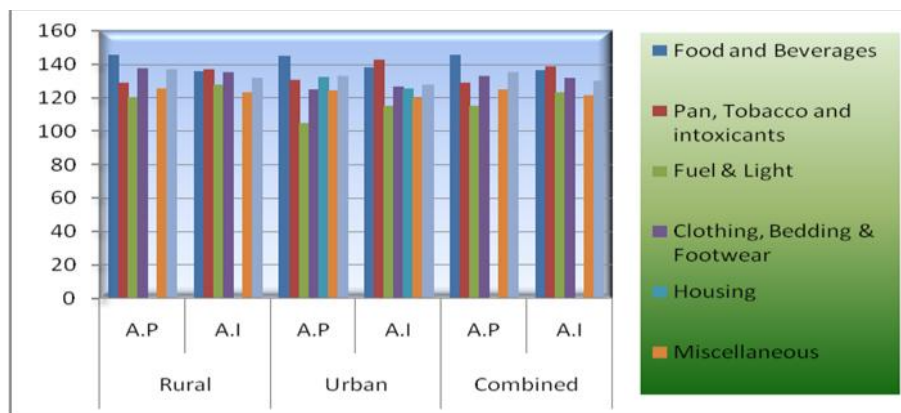
F: Final P: Provisional



Group wise indices of CPI (Rural, Urban, Combined)for the month of June.2016 Of Andhra Pradesh State(Combined)

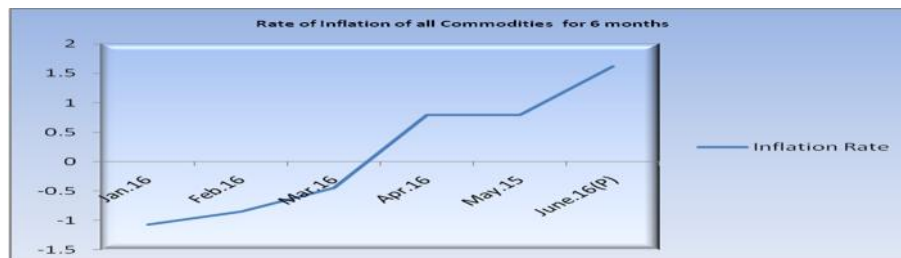
Group	Rural		Urban		Combined	
	A.P	A.I	A.P	A.I	A.P	A.I
Food and Beverages	145.7	135.9	145.3	138.2	145.6	136.7
Pan, Tobacco and intoxicants	128.8	137.1	131.0	142.7	129.2	138.6
Fuel & Light	120.7	128.0	105.0	115.5	115.5	123.3
Clothing, Bedding & Footwear	137.4	135.6	125.1	126.6	133.3	132.0
Housing			132.3	125.5		
Miscellaneous	125.5	123.3	124.7	119.6	125.2	121.5
General Index	136.9	131.8	133.2	128.1	135.5	130.1

Source: CSO, MOSPI



4. WHOLESALE PRICE INDEX (WPI) : Trend of Rate of General Inflation in WPI

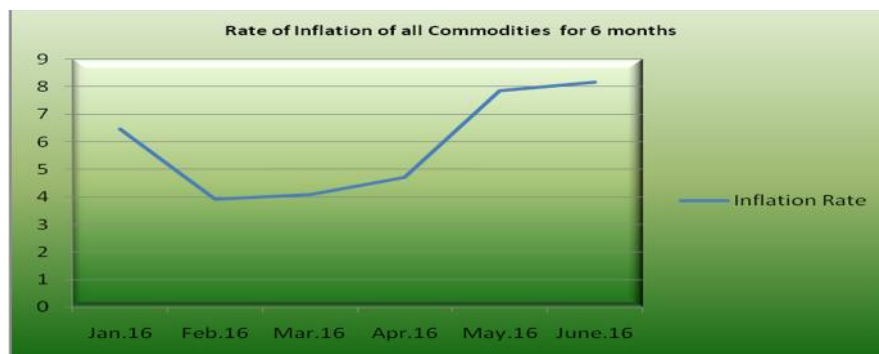
Month	Jan.16	Feb.16	Mar.16	Apr.16	May.15	June.16(P)
Inflation Rate	-1.07	-0.85	-0.45	0.79	0.79	1.62



Trend of Rate of Food Inflation in WHOLESALE PRICE INDEX

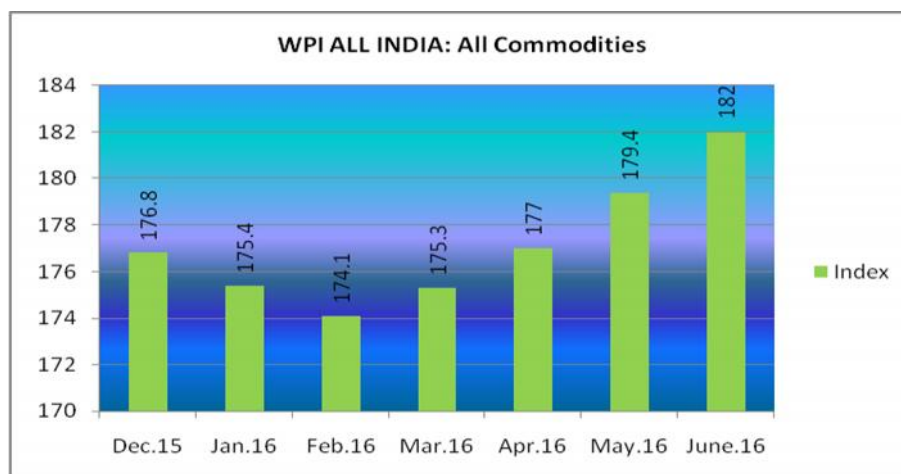
Month	Jan.16	Feb.16	Mar.16	Apr.16	May.16	June.16
Inflation Rate	6.46	3.91	4.09	4.70	7.88	8.18

Source: Office of Economic Adviser, Ministry of Commerce & Industry, New Delhi.



Month –Wise Whole sale price Index of all Commodities: All India

Month	Dec.15	Jan.16	Feb.16	Mar.16	Apr.16	May.16	June.16
Index	176.8	175.4	174.1	175.3	177.0	179.4	182.0

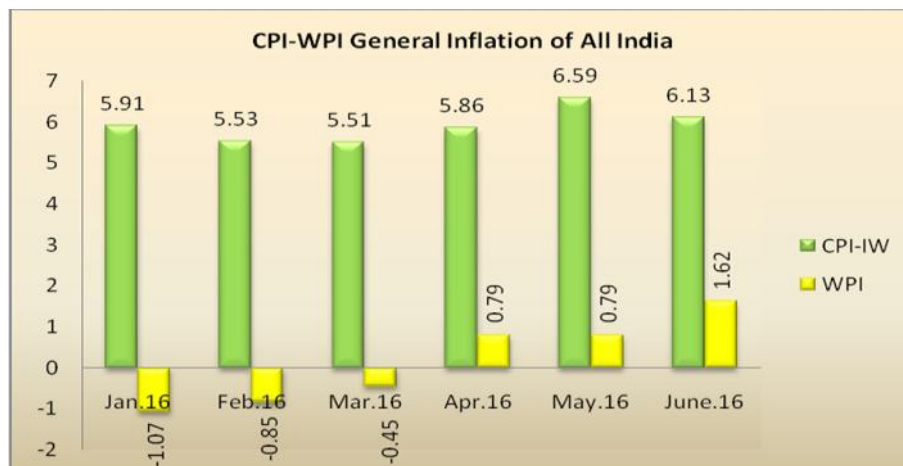


DIRECTORATE OF ECONOMICS AND STATISTICS : HYDERABAD
MONTHLY STATE AVERAGE RETAIL PRICES OF CERTAIN ESSENTIAL COMMODITIES IN
A.P. for the month of July 2016

Sl.No.	Commodity Name	Unit	Prices of			% Variation	
			July , 2016	Previous Month June , 2016	Corresponding Month of Previous Year July , 2015	A Month ago	A Year ago
1	2	3	4	5	6	7	8
1	Rice 1st Sort	Kg.	44.76	44.63	42.52	0.29	5.27
2	Rice 2nd Sort	Kg.	27.94	27.46	26.41	1.75	5.79
3	Wheat	Kg.	31.81	31.51	29.72	0.95	7.03
4	Jowar	Kg.	26.58	26.58	25.63	0.00	3.71
5	Ragulu	Kg.	26.05	26.22	25.21	-0.65	3.33
6	Bajra	Kg.	27.10	26.13	20.37	3.71	33.04
7	Redgram Dal	Kg.	144.52	147.09	113.92	-1.75	26.86
8	Bengalgram Dal	Kg.	104.48	83.41	68.01	25.26	53.62
9	Greengram Dal	Kg.	106.40	109.51	111.86	-2.84	-4.88
10	Blackgram Dal	Kg.	157.24	162.55	111.95	-3.27	40.46
11	Groundnut Oil	Ltr.	120.84	121.45	104.89	-0.50	15.21
12	Palm oil	Ltr.	62.58	63.75	55.98	-1.84	11.79
13	Sunflower Oil	Ltr.	82.32	82.60	77.47	-0.34	6.26
14	Vanaspathi	Ltr,	65.19	65.06	63.80	0.20	2.18
15	Salt(Crystals)	Kg.	7.78	7.74	7.16	0.52	8.66
16	Salt(Iodised)	Kg.	15.35	15.40	14.30	-0.32	7.34
17	Turmeric powder	100Gr	19.25	19.02	16.72	1.21	15.13
18	Onions	Kg.	17.08	15.54	29.84	9.91	-42.76
19	Red Chillies Grade-I	Kg.	160.16	159.38	111.63	0.49	43.47
20	Red Chillie Grade-II	KG	144.61	144.20	100.71	0.28	43.59
21	Tamarind(Without seed)	Kg	113.93	112.89	93.57	0.92	21.76
22	Tamarind (With Seed)	KG	39.60	44.86	37.39	-11.73	5.91
23	Potatoes	Kg.	27.12	26.37	19.14	2.84	41.69
24	Brinjals(Long/Round)	Kg.	29.55	29.89	21.87	-1.14	35.12
25	Lady Finger	Kg.	27.21	36.01	22.42	-24.44	21.36
26	Tomatoes	Kg.	28.05	51.56	26.69	-45.60	5.10
27	Banana(Aratipandu)	Doz.	34.85	32.46	32.71	7.36	6.54
28	Sugar	Kg.	40.02	40.00	28.47	0.05	40.57
29	Gur-Grade-I	Kg.	48.33	47.19	40.24	2.42	20.10
30	Gur-Grade-II	Kg.	42.79	41.89	35.92	2.15	19.13

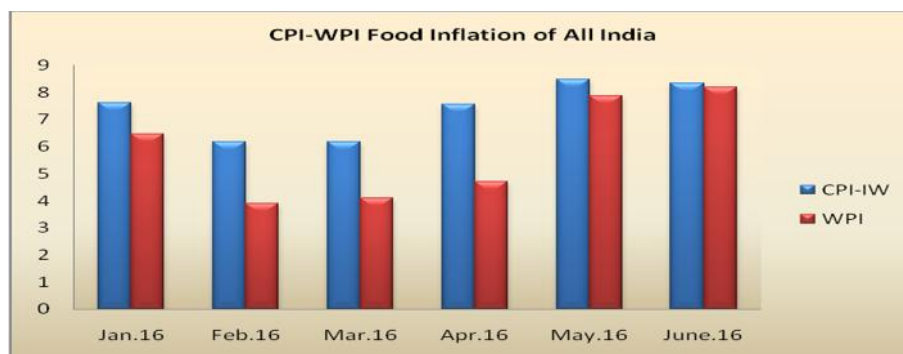
General Inflation

Month	Jan.16	Feb.16	Mar.16	Apr.16	May.16	June.16
CPI-IW	5.91	5.53	5.51	5.86	6.59	6.13
WPI	-1.07	-0.85	-0.45	0.79	0.79	1.62



Food Inflation:

Month	Jan.16	Feb.16	Mar.16	Apr.16	May.16	June.16
CPI-IW	7.61	6.18	6.16	7.55	8.48	8.33
WPI	6.46	3.91	4.09	4.70	7.88	8.18



Source: Office of Economic Adviser, Ministry of Commerce & Industry, New Delhi

Labour bureau, Govt., of India, Shimla